

ROCK PRODUCT BROCHURE

EDITION 2025



ABOUT WILLE GEOTECHNIK

YOUR PARTNER SINCE 1990

APS Antriebs- Prüf- und Steuertechnik GmbH is a highly regarded German enterprise due to its soil, rock, asphalt, and material testing machines, which are marketed under the brand name "Wille Geotechnik".

All parts of designing, construction, manufacturing, quality-control, and delivery tests are conducted by our own qualified experts in our factory in Germany. In the meantime, the company has grown into a globally expanding enterprise. With our expertise we help a range of users in standard, routine challenges to highly complex investigations.



LIST OF CONTENTS

ROCK TESTING DEVICES

Our company specializes in manufacturing and delivering rock mechanics test systems, which are fully integrated solutions that can be configured for testing all types of rocks in both basic and highly complex applications. This is what all researchers and experts desire from a system to work with confidence.

- Rock Uniaxial Test System
- Rock Triaxial Test System(High Pressure - High Temperature)
- Hydraulic Fracturing Test Apparatus
- “SYNCHRO CT” Triaxial Testing System
- GAS Hydrate Triaxial Test System
- Temperature Controlled Permeability Testing System
- Rock Polyaxial Test System
- True Rotable Polyaxial Rock Testing System
- Rock Direct Shear Test System
- Ultra HP-HT Gas Triaxial Testing System
- IHPV (Internaly Heated Pressure Vessel)
- Rock Direct Shear Test System
- Wave Velocity Test Systems
- High Pressure Syringe Pumps
- Sensors
- West Cerchar Rock Abrasiveness tester
- Point Load Tester
- Abrasive Test Apparatus (LCPC)
- Thermo Triaxial Cells
- Sofwtare



MADE IN GERMANY



EXPERIENCED

STRESS PATH TRIAXIAL & UNIAXIAL ROCK TESTING SYSTEM

SERVO HYDRAULIC - HOEK CELL TYPE



The system includes a servo-hydraulic loading frame with a power pack that applies an increasing load at a constant rate. This can be used to test various materials, from soft sandstone to high-strength rock or building materials.

This testing system provides the possibility to conduct tests on rock specimens under uniaxial (different tests) and Triaxial conditions using the Hoek Cell method, with a capability to reach up to 70MPa of confining pressure. Different sizes of Hoek cells are available, such as AX, BX, and NX.

SCAN ME



GENERAL TECHNICAL SPECIFICATIONS

Axial Load	2000kN / 3000kN / 4000kN
Confining pressure	Up to 70 MPa
Clearance between columns	330 mm
Stroke	50 mm(±25 mm)
Sample size(diameter)	Ø 25 up to 100 mm
Frame stiffness	Up to >10 X 10 ⁹ N/m
All above technical specifications can be customised on request.	

ROCK TRIAXIAL TESTING SYSTEM

HIGH PRESSURE-HIGH TEMPERATURE



DESIGN FLEXIBILITY

The modular rock triaxial test system can be configured with a variety of hydraulic cylinders, power packs, different jigs and attachments in order to perform uniaxial compressive strength, triaxial strength, post failure, bending, indirect tensile, direct tensile, fracture toughness, permeability, hydrofracturing and creep tests for rock testing systems.

The systems are able to test a range of materials from soft rock (e.g. sandstone) to hard rock for different applications in rock mechanics research e.g. Exploration and production of fossil fuels, Mining and construction, Tunneling and Geothermal energy development.

SCAN ME



GENERAL TECHNICAL SPECIFICATIONS

Axial Load	Up to 5000 kN
Confining pressure	Up to 210 MPa
Pore pressure	Up to 210 MPa
Operation temperature	Up to 270 °C
Sample size(diameter)	Ø 25 up to 100 mm
Frame stiffness	Up to >10 X 10 ⁹ N/m

All above technical specifications can be customised on request.

HYDRAULIC FRACTURING TEST COMPONENTS



Reliable Test Result



All of our Rock Triaxial cells are able to perform hydraulic fracture test on intact specimens in combination with a High-pressure Syringe pump or Highpressure intensifier and relevant components (fixtures) which are used to apply constant high-pressure fluid on hollowed sample. The dedicated software module would be integrated to main software for controlling the test. The tests can be performed with or without confining pressure.

Usually, the fracturing pressure is gradually increased at a constant fluid injection rate, and during this process, both injection pressure and radial strain are measured to determine the fracture stress.

SCAN ME




GENERAL TECHNICAL SPECIFICATIONS

Normal force	Up to 5000kN
Sample size/s	25mm up to 101mm
Confining pressure	Up to 210 MPa
Pore pressure	Up to 210 MPa
Operation temperature	Up to 270 °C

All above technical specifications can be customised on request.

"SYNCHRO CT" TRIAXIAL TESTING SYSTEM

SIMULTANEOUS REAL-TIME CT TRIAXIAL TEST SYSTEM



X-ray transparent triaxial cell for low and high pressure tests.

Sample's porosity, crystallization and dissolution, exchange of pore fluids, pre- and post-failure geometry, or even crack propagation can be now monitored in situ during testing, and also in a time-resolved manner.

Real time visualization of deformation of sample (consolidation, shear) and flow process (saturation, permeability) during test Two phase fluid flow (gas and liquid).

High potential for upgrades (visualization systems e.g. μ -CT, AE, ERT, custom made test jigs and environmental chambers etc.)



Reliable Test Result

SCAN ME



GENERAL TECHNICAL SPECIFICATIONS

Static axial load	Up to 5000 kN
Confining pressure	Up to 200 MPa
Pore media	Water, Salty water, CO ₂
Sample size	25 mm to 150 mm
Testing temperature	-20 °C up to +200 °C

All above technical specifications can be customised on request.

GAS HYDRATE TRIAXIAL TESTING SYSTEM



MADE IN GERMANY



This test system is designed to study the mechanical properties of methane hydrate-bearing sediments under triaxial test conditions at low temperature and high pressure conditions. It is possible to use different hydrate formation methods with this device e.g. Excess water method, Dissolved gas method, or Excess Gas method. The system has a special heating method to prevent blockages of the methane close to injection ports.

SCAN ME



GENERAL TECHNICAL SPECIFICATIONS

Static axial load	Up to 250 kN
Confining pressure	Up to 50MPa
Sample size(diameter)	38mm up to 100mm
Temperature	-20 °C up to + 60 °C

TEMPERATURE CONTROLLED PERMEABILITY TESTING FOR ROCKS

STEADY STATE - UNSTEADY STATE - PULSE DECAY



ISO 9001

SCAN ME



The permeability of rocks in core holders or different sample jigs is a crucial parameter in geothermal reservoir engineering. Due to possible errors in transient temperature condition measurements such as changes of viscosity, salt contents, or thermal expansion can occur. For an accurate permeability or porosity measurement most testing systems require temperature- controlled conditions.

This device measures permeabilities under continuous flow or steady/non-steady conditions for different controlled temperature fluids or gasses.

GENERAL TECHNICAL SPECIFICATIONS

Axial Load	Up to 5000kN
Confining pressure	Up to 210 MPa
Pore pressure	Up to 210 MPa
Operation temperature	-20 °C up to +200 °C
Sample size(diameter)	Ø 25 up to 100 mm
Frame stiffness	Up to >10 X 10 ⁹ N/m

All above technical specifications can be customised on request.

ROCK POLYAXIAL TEST SYSTEM

CUBIC SAMPLE



This unique experimental testing system is a customized solution used to study the behaviour of rock under various dimensional and compressive stress regimes ($\sigma_1 \neq \sigma_2 \neq \sigma_3$).

This fits to the research goals of geothermal energy researchers, hydrologists, petroleum reservoir engineers and researchers in the mining section, geophysics and geotechnical sectors.

- Pore water pressure ports on each face
- Hydrofracturing test package to perform wellbore stability tests
- Ultrasonic test package on each loading face (P & S)
- Permeability tests (steady states or unsteady state)
- Acoustic Emission test

GENERAL TECHNICAL SPECIFICATIONS

Max. Static Load	Up to 2000 kN
Piston Stroke	100 mm (+/-50 mm)
Max. Cell Pressure	Up to 20 MPa
Max. Temperature	+200 °C
Sample size/s	From 50x50x50mm Up to 300x300x300mm

All above technical specifications can be customised on request.




SCAN ME



TRUE ROTABLE POLYAXIAL ROCK TESTING SYSTEM

THE GREAT CELL (GEO RESERVOIR EXPERIMENTAL ANALOGUE TECHNOLOGY)



By using rock samples with fracture networks and simulating depths of up to 3.5 km, the GREAT cell allows for the validation of predictions and hypotheses related to subsurface processes, such as fluid flow, rock deformation, and reservoir behavior.

One notable feature of the GREAT cell is its capability to apply rotatable confining pressure to rock samples. This means that the pressure exerted on the rock sample can be adjusted and rotated in different directions, simulating the complex stress conditions found in actual reservoirs.

APPLICATIONS:

- Geothermal reservoirs
- Hydrocarbon Extraction
- Enhanced oil recovery
- Reservoir fracking
- CO2 Sequestration
- Mantle studies
- Nuclear Waste storage

GENERAL TECHNICAL SPECIFICATIONS

Axial Load	Up to 10,000 kN
Confining pressure	Up to 100 MPa
Pore pressure	Up to 100 MPa
Operation temperature	Up to 100 °C
Sample size	Ø 250 x 250 mm height
Sample Shape	Cylindrical
Frame stiffness	Up to >10 X 10 ⁹ N/m

All above technical specifications can be customised on request.

ULTRA HP-HT GAS TRIAXIAL SYSTEM

NEW "PATERSON APPARATUS"



Reliable Test Result

In the 1960s-80s, Prof. Mervyn Paterson at the Australia National University (ANU) developed a unique gas-media deformation apparatus.

In 2018 APS-Wille Geotechnik® presented a new modified and upgraded generation of this sophisticated high pressure high temperature internally heated pressure vessel system aiming to perform complex rock triaxial experiments at elevated P-T conditions. This triaxial system for simulation of axial stresses down to approximately 13 km, is using gas as pressurizing medium. It has features for measuring pore size distribution and analysis or the determination of e.g. fluid/gas permeability in rocks.



MADE IN GERMANY

GENERAL TECHNICAL SPECIFICATIONS

Max. Axial Load	Up to 2000 kN
Max. Cell Pressure	Up to 600 MPa
Max. Temperature	650 °C
Sample size(diameter)	24 mm
Sample height	50 mm
Pore Pressure	300 MPa

All above technical specifications can be customised on request.

IHPV TESTING DEVICE

INTERNALLY HEATED PRESSURE VESSEL



Internally heated pressure vessel (IHPV) system is capable of synthesising and testing geological materials under controlled redox conditions at high temperatures and crustal pressures.

It Gives the ability to measure magmatic volatiles, model volcanic degassing, determine magma storage depths, assess volcanic risks, evaluate the formation of critical metal ores and characterise geothermal source rocks.



GENERAL TECHNICAL SPECIFICATIONS

Max. Cell Pressure	Up to 600 MPa
Max. Temperature	1250 °C
Sample size(diameter)	10 mm
Sample height	50 mm

All above technical specifications can be customised on request.

ROCK DIRECT SHEAR TEST DEVICE

ELECTROMECHANICAL



SCAN ME



The direct shear test system is designed to determine the shear strength of intact or jointed rock or concrete specimens. Various samples in the form of cylindrical, prismatic, cubical or irregularly shaped segments of different sizes can be tested by this system. The high precision electromechanical apparatus includes a special frame construction consisting of two stiff frames for vertical force and shear force, combined in a special configuration to avoid friction and torque.

GENERAL TECHNICAL SPECIFICATIONS

Load Type	Electromechanical
Normal Force/ Shear Force	100kN/100kN
Force Accuracy	0.1% F.S
Piston Stroke	100 mm (+/-50 mm)
Sample Shape/ sizes	Cylindrical up to 200x200mm circular up to 150mm diameter

ROCK DIRECT SHEAR TEST DEVICE

SERVOHYDRAULIC



The direct shear test system is designed to determine the shear strength of intact or jointed rock or concrete specimens. Various samples in the form of cylindrical, prismatic, cubical or irregularly shaped segments of different sizes can be tested by this system.

The system includes a hydraulic power pack in combination with two separate valve systems, two-separate controllers and two low friction hydraulic cylinders. The shear boxes consist of a tilting free lower and upper shear frame, which is guided by linear bearings, a fixed upper shear frame and a guided load piston

SCAN ME



GENERAL TECHNICAL SPECIFICATIONS

Load Type	Servo Hydraulic	
Normal Force/ Shear Force	100kN/100kN	200kN/200kN
	500kN/250kN	1000kN/500kN
Force Accuracy	0.1% F.S	
Piston Stroke	100 mm (+/-50 mm)	
Sample Shape/ sizes	Cylindrical up to 300x300mm Circular up to 200mm diameter	
Cyclic load	on request	

THM ROCK DIRECT SHEAR DEVICE

LOW TEMPERATURE-HIGH TEMPERATURE



ECO FRIENDLY

This device combines a precise temperature control and advanced direct shear testing capabilities and empowers the users to investigate the temperature-dependent behavior of rock fractures, providing critical insights for applications in mining, geothermal energy, and civil engineering particularly in contexts where rock stability is concern.

Additionally, the study of the instability of a rock block caused by global temperature fluctuations and human activities in permafrost areas can be conducted using this device. The temperature controlling system can control the temperature of the sample in the range of -20°C up to $+150^{\circ}\text{C}$ with a precise temperature resolution. The controlling of temperature is controlled by main software of the machine.

SCAN ME



GENERAL TECHNICAL SPECIFICATIONS

Load Type	Servo Hydraulic
Normal Force/ Shear Force	500kN/250kN 1000kN/500kN
Force Accuracy	0.1% F.S
Piston Stroke	100 mm (+/-50 mm)
Temperature range	-20°C up to $+150^{\circ}\text{C}$
Sample Shape/ sizes	Cylindrical up to 200x200mm Circular up to 150mm diameter

CONSOLIDATION & BOREHOLE SIMULATION DEVICE

RADIAL STRESS MEASUREMENT, PERMEABILITY & ULTRASONIC TESTS



The High-Pressure Consolidation and Borehole Simulation Test System is a newly developed high-end apparatus designed for conducting laboratory experiments with measurement of mechanical and physical properties of large and hard samples like cemented soil samples. The testing equipment enables to perform a soil grouting procedure under geological stresses, drilling a bore in the sample, and simulate petroleum production processes.



ISO 9001

SCAN ME



GENERAL TECHNICAL SPECIFICATIONS

Maximum axial load	Up to 5000 kN
Max. Pore pressure	Up to 2000 kPa
sample size(diameter)	300 / 500 mm
Max. settlement	20%
Sample Height	Up to 500 mm

DIGITAL CONTROLLER



MADE IN GERMANY

SCAN ME



Digital High-Speed High Resolution Expandable Real Time Control and data acquisition System up to 10KHz and 24 bit resolution. The Dynamic controller is suitable for screw driven instruments(electromechanical) , hydraulic instruments with a valve driven with ± 10 Volt and variety of sensors e.g. load cells, LVDTs, strain gauges, extensometers, thermocouples and etc.

The multi-functionality of the controller allows a modular design of the measurement and control parameters (sensors) via intelligent sensor plug, which store the calibration parameters, thus depending on the application can be used flexibly.

GENERAL TECHNICAL SPECIFICATIONS

Type of controller	Static and Dynamic
Max. Input Channels	Up to 32
Input Resolution	24 bit
Max. Control loop frequency	2,5kHz / 10kHz
Max. Test frequency	5Hz / 500Hz
Resolution [steps]	$\pm 10.000.000$
Measurement board extendibilit	3
Analog Input	$\pm 10V$


WAVE VELOCITY TEST SYSTEMS



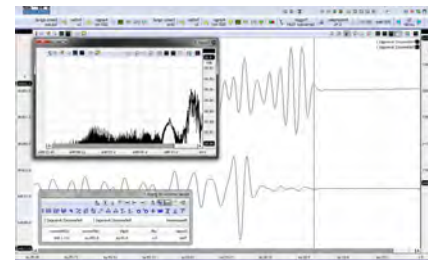
• Ultrasonic Test device



• Acoustic Emission test system



- Complete system for generating, receiving,
- converting and monitoring waves
- Combined P and S (S1 & S2) transducers
- Low noise preamplifier to amplify ultrasonic signals
- Multiplexer up to 36 channels for conditioning and pulse generation
- Available for vertical and/or horizontal methods
- Real time Graphic software



SCAN ME



• AV test system



HIGH PRESSURE SYRINGE PUMPS

FOR EXTREME PRECISION AND RELIABLE TEST RESULTS



• Special designed set up of continuous syringe pumps for advanced gas hydrate triaxial test.

High pressure syringe pumps are digital microprocessor-controlled electromechanical piston pumps, which precisely generate and regulate pressure and provide flow control in a variety range for different applications. These pumps are used for applications related to the control of pressure or flow rate for various fluids and gasses in laboratory tests.

MODES OF OPERATION:

- Constant Flow
- Constant Pressure
- Continuous and step less increasing or decreasing pressure ramps
- Constant flow rates
- Constant volume condition
- Continuous constant flow and pressure(Twin pumps)
- Flow or pressure gradients (Twin pumps)

HIGH PRESSURE SYRINGE PUMPS



• Single pump

This series of pumps are manufactured for high pressure range in testing applications which the test requires precise pressure generation and flow control under pressure up to 4000bar with a high volume capacity. The device consists of a solid pressure cylinder with integrated spindle drive which directly pressurizes fluid or gas for the generation of pressures under closedloop control. An electronic pressure measuring facility is integrated and necessary for the operation.



• Continuous twin pumps



ECO FRIENDLY

SCAN ME



GENERAL TECHNICAL SPECIFICATIONS

Pressure range	From 10 bar up to 4000 bar
Volume range	46 ml up to 1155 ml
Material Of cylinder	Stainless Steel / Hastelloy
Pressure accuracy	0.1% F.S
Flow accuracy	0.0
Type of Media	Water, oil, gas, Co2, H2 and etc.

EXTREME PRECISION

We offer a diverse and comprehensive selection of sensors and transducers that are suitable for a variety of applications, both static and dynamic. These products are engineered to deliver high-precision measurements and can be used in conjunction with our own testing devices, as well as those manufactured by other companies.

SCAN ME



TRANSDUCERS

By incorporating precision transducers in your device, you can greatly enhance the reliability and accuracy of your testing data. The range of these products are compatible with most soil testing devices. Below you will find a concise list of the available transducers:

- Force sensors/ Load cells (External/Submersible)
- Local Radial Strain Transducer
- Axial Strain Transducer
- Pore / cell pressure transducer
- Ultrasonic sensors
- Electrical conductivity Sensors
- Temperature sensors
- Acoustic Emission sensors

IN-VESSEL AXIAL & RADIAL EXTENSOMETER



This piece of equipment is highly-accurate, durable and can measure strains on samples over a wide range of operating pressures and temperatures. Extensometers typically connect directly to the test machine controller. Our extensometer package includes the required connector and wiring to plug it directly into the controller.

- Easy set-up (installation and removal)
- Exceptional temperature compensation
- Measures strains over a wide range of operating pressures and temperatures
- It measures circumferential strain deformation that diametral extensometers
- Axial extensometers are placed directly on top and bottom platens
- Averaging axial extensometers (including 2 or 3 LVDT)

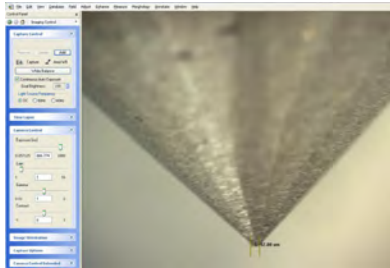
GENERAL TECHNICAL SPECIFICATIONS

Operating pressure	Up to 210 MPa (30,000 psi)
Operating temperature	Various options up to 250 °C
Measuring range	+/- 2.5 mm; +/- 5 mm
Sample Diameters	Various versions from 28 mm to 100 mm
Linearity	0.1 % F.S.
Accuracy class	0.25%

SCAN ME



WEST CERCHAR ROCK ABRASIVENESS TESTER



- Mesuring software



The West Cerchar rock abrasiveness tester is used to determine the Cerchar Abrasivity Index (CAI) value in accordance with the ASTM D7625-10 standard or ISRM method.

The device has a portable cross table with 2 adjustable axes for smooth specimen alignment along the two horizontal axes (X and Y directions).

The main device can be equipped with Stereo microscope trinocular/ binocular with USB Port, High performance camera and measuring software package, and Steel indenter (Stylus) Sharpening tool.

SCAN ME



GENERAL TECHNICAL SPECIFICATIONS

Deadweight	70 N
Max. Sample Height	200mm
Max Sample diameter	100mm
Scratch Distance precision	0.01 mm
Min Sample diameter	20mm
Min Sample height	50mm

POINT LOAD TESTER APPARATUS

ASTM D5731 , EN 2007



USER FRIENDLY

The point load test is a simple portable device used to determine the strength index of rock samples(index test) and unconfined compressive strength. This test can be performed quickly and easily on rock specimens without special handling either in the laboratory or in-situ.

Type of tests : Diametral Test, Axial test, Prismatic test, and Test on an irregular sample(Block Lump Test)

Upgrading Options:

- Unconfined compression Test
- Indirect tension Test (BRAZIL TEST)

SCAN ME



GENERAL TECHNICAL SPECIFICATIONS

Max. Load	100kN
Accuracy	0.1 %
Resolution	0.01 kN
Max. Specimen diameter	120mm
Max. specimen height	120mm
Max. Hand pump pressure	700 bar

ABRASIVE TEST APPARATUS (LCPC)



SINCE 1991

The abrasive nature of rock is an important factor when designing appropriate testing machinery. The impact on tool wear much depends on the machinery used for excavation. This includes all devices and tools that come into contact with the material being excavated. The most technical way to determine rock abrasivity is to use an index laboratory test as well as LCPC.

The LCPC abrasivity testing device is based on the French standard P18-579 and has been developed by the “Laboratoire Central des Ponts et Chaussées” (LCPC).

SCAN ME



GENERAL TECHNICAL SPECIFICATIONS

Rotational speed	4500 rpm, adjusted electronically
Power supply	230 VAC, 50 Hz
Power consumption	Approx. 1,5 kVA
Hardened test wing(L x W x H)	50 x 25 x 5 mm, Rockwell B 60
Dimensions (LXWXH)	approx.300 x 500 x 850mm
weight	approx. 75 kg

HIGH PRESSURE / HIGH TEMPERATURE CELLS



High pressure /High temperature
Triaxial cell with external cooling system



The advanced series of high-pressure/ high temperature triaxial cells are designed to test cylindrical rock specimens with diameters of up to 102 mm, a length/diameter ratio of at least 2 under triaxial high pressure/ temperature conditions. The axial load can reach up to 10,000 kN.

The cell includes a variety of fluid connectors and electrical feed through lines which enables the users to configure their own testing configurations.



SAFETY


GENERAL TECHNICAL SPECIFICATIONS

Material	Stainless steel	
Confining pressure	Up to 210 MPa	600MPa
Pore pressure	Up to 210 MPa	
Max. sample diameter	Up to 102 mm	25mm
Max. sample height	Up to 250 mm	50mm
Operation temperature	Up to 250 °C	1200 °C

Note: Above technical specifications can be optimized upon request.

GEOSYS TESTING SOFTWARE

GEOsys is a multi-functional and modular controlling and data acquisition software which is the result of close cooperation with software users all around the world. It allows for the simple programming of complex user defined test sequences via structured Windows operations via a graphic user interface. It is a controlling and data acquisition software and also has different modules to run tests according to ASTM or ISRM. It has a unique platform to address all testing needs, be it soil, asphalt, rock, or construction related, both dynamically and statically.



TEST MODULES

- Data Acquisition, processing and device management (DPD) Module
- Rock Uniaxial tests
- Rock Triaxial Tests
- Rock Direct Shear Test
- Rock Permeability(Steady state-Unsteady state)
- High & Low Temperature controlled tests
- Gas Hydrate Test
- Rock Polyaxial test System
- Rock Cylindrical true triaxial test
- Rock Hydro-fracturing test
- IHPV test system

SOFTWARE SERVICES



Software maintenance and upgrading

- Our dedication to customer service and satisfaction does not simply end when the purchased machinery is installed and under operation. Detailed and regular updates allow customers to benefit from the continuous development of our software, ensuring customers get the most out of our products.



Software customization

- Our expert software engineers are well trained and keen to provide efficient and professional programming in line with customer requests and requirements.
- Specific testing needs are defined in close collaboration with the customer before implementation, ensuring the development of the most suitable product possible for the task at hand.
- Upon delivery, customers receive the finished test program along with the relevant documentation needed to operate their new piece of equipment efficiently.
- Our in-house software engineers are highly trained and have a great deal of experience and knowledge in this field. We pride ourselves on having well-trained and knowledgeable employees throughout our team. The answers to any questions that may arise are just a phone call away.

Software Training

- We feel it is our responsibility to offer customers comprehensive training on every aspect of our software. This training course may be held in-person at a customer's site or through an online session
- Software training is an important part of our service. Not only do we provide the testing system of the highest quality, we also offer continuous training courses to help customers use their devices to their full potential.

| INSTALLATION & TRAINING

We have got over 30 years of experience in Geotechnical testing that we would like to share. We pride ourselves on our service and can guarantee smooth, successful commissioning immediately after the delivery of our testing systems. We have a great deal of experience having completed hundreds of successful installations. This success is partly due to our thorough and methodical work ethos.

This has in turn led to us implementing various tests throughout the production process, ensuring smooth installation and customer satisfaction.



- Factory acceptance test(FAT)
- Instruction Manual
- Training at Our company
- Onsite Installation and training (SAT)
- Virtual Training
- Video Training
- Machine operation after installation

SCAN ME



SERVICE DESK

We offer a full range of services for our products and systems, including procurement, commissioning and after installation services. Technical support covers all Wille Geotechik® products to new and older devices

Our networks of overseas representatives are there to help you with any enquiries in your native language during office hours. Local representatives are supported directly by our engineering department who can advise and help solve your problems. As a customer you are also able to have direct contact with the designers and manufacturers, as well as receiving all technical advice directly from experienced engineers in our company.

How to reach Service Desk Supports?

HELLO SERVICE

- Webpage supports
- Remote Access and support over the internet
- Email Support
- Telephone and Fax Support
- Onsite Support and Repairs

POST INSTALLATION SERVICES

There are different available services to assist you in operating your testing system in best condition after final installation at your site.

- Calibration
- Maintenance and inspection
- Updates and upgrades
- Repairs and Spare Parts



WILLE

GEOTECHNIK

LABORATORY TESTING SYSTEMS
FOR SOIL / ROCK / ASPHALT



APS Antriebs-, Prüf- und Steuertechnik GmbH

Götzenbreite 12 / D-37124 Rosdorf

Telefon: +49 (0) 551 307 52- 0

info@wille-geotechnik.com

APS Antriebs- Prüf- und Steuertechnik GmbH (drive test and control technology company) is a German enterprise which is marketed under the registered brand name "Wille Geotechnik". All of the specifications shown in this document are subject to change without prior notice. All photos, text, Logo in this catalogue is subject to copyright and all right is reserved for our company.